
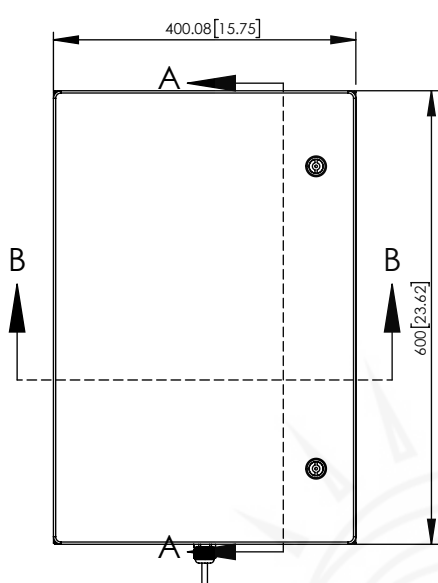
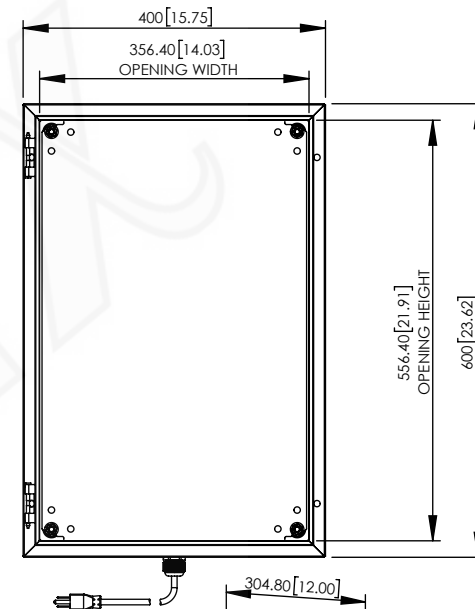
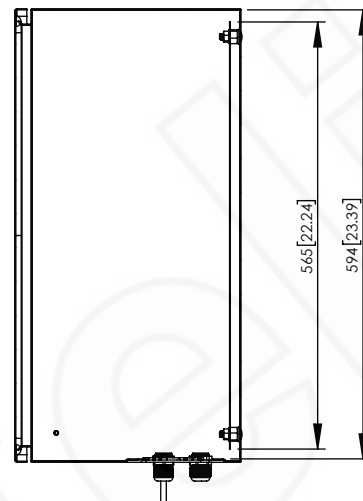


REV	DATE	DESCRIPTION
A	10/26/20	INITIAL RELEASE

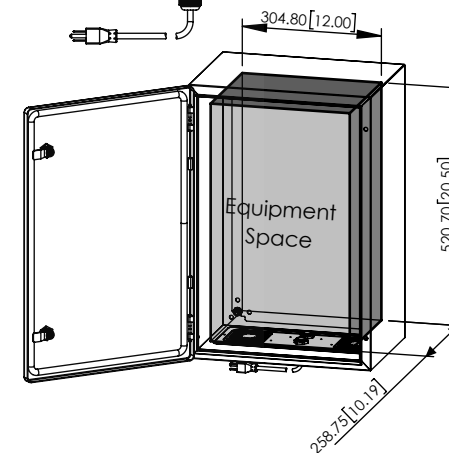
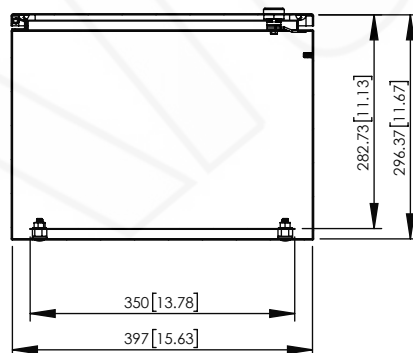
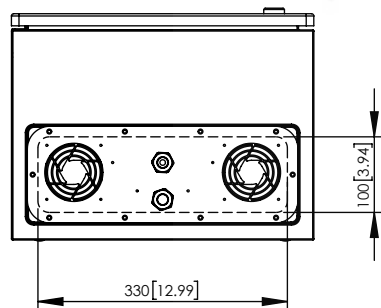
THE INFORMATION CONTAINED IN THIS DRAWING IS THE SOLE PROPERTY OF ALTELIX LLC. ANY REPRODUCTION IN PART OR WHOLE WITHOUT THE WRITTEN PERMISSION OF ALTELIX LLC IS PROHIBITED. (C) 2018 ALTELIX LLC.



SECTION A-A



SECTION B-B



NO.	DESCRIPTION	MATERIAL	FINISH	QTY.
8	-	-	-	-
7	-	-	-	-
6	-	-	-	-
5	-	-	-	-
4	-	-	-	-
3	-	-	-	-
2	-	-	-	-
1	-	-	-	-

UNLESS OTHERWISE SPECIFIED:
DIMENSIONS ARE IN MILLIMETERS.
DIMENSIONS IN [] ARE IN INCHES AND
ARE FOR CUSTOMER REFERENCE ONLY.

TOLERANCES FOR MILLIMETERS:
0.5-8mm ± 0.20mm
8-30mm ± 0.40mm
30-120mm ± 0.50mm

TASK	NAME	DATE
DRAWN BY	N. COLUCCI	10/26/20
CHECKED	-	-
APPROVED	-	-

Altelix
www.altelix.com

1201 Clint Moore Road
Boca Raton, FL 33487
TEL: 561-660-WIFI

PART DESCRIPTION		24 X 16 X 12 PAINTED STEEL NEMA ENCLOSURE	
PART NUMBER		NS241612VP	
DRAWING NUMBER		DRW-NS241612VP	
SCALE:	1:10	REV:	A
		SHEET 1 OF 1	