NP171405-DIN

Altelix 17x14x5 NEMA 4 Polycarbonate Weatherproof DIN Rail Utility Enclosure - Optional Vents, Cooling Fan and 120VAC Power Outlets







Features

- Includes (3) Steel 35mm Top Hat DIN Rails and Screws
- Non-Vented Models Meet NEMA 1, 2, 4, 4X, 12, 13 and IEC 529 IP65, IP66
- Vented Models Meet NEMA 3R, 3RX and IP24
- Weatherproof and UV Stable
- Durable Polycarbonate + ABS Construction
- RF Transparent for Wireless Devices
- Raised Mounting Bosses for Equipment Mounting Plates and DIN Rails
- Gasket-Sealed Hinged Flat Lid with Dual Latches
- Tamper-Proof Locking Screw with Key and Provision for Padlock
- Includes Wall Mounting Hardware, Cable Grommets, Zip Ties, Cable Management Loops, Grounding Plate and Ground Wire
- Knockout Holes on Top and Bottom
- Optional Vents, Cooling Fans and 120VAC Power Outlets with Power Cord

Altelix LLC USA: 866-660-9434 +1 561-660-9434 sales@altelix.com www.altelix.com
Copyright (C) 2026 Altelix LLC. All rights reserved. Altelix and the Altelix logo are Trademarks and/or Registered Trademarks of Altelix LLC.
Specifications are subject to change without notice. See www.altelix.com for most current information.

Description

Weatherproof Polycarbonate + ABS Construction For Extreme Durability
The Altelix 17x14x5 PC+ABS Plastic Utility Enclosure is an industrial-grade, general-purpose weatherproof enclosure designed to protect DIN rail mounted equipment, wiring and small electronic devices in harsh environments. Includes (3) steel 35mm Top Hat DIN rails and is available in Black or Gray with opaque or clear flat gasket-sealed lid options, as well as optional ventilation and a thermostat-controlled cooling fan, with integrated 120VAC power outlets and a power cord also available.

35mm Top Hat DIN Rails
Included with this enclosure are (3) Steel 35mm Top Hat DIN Rails and Screws for mounting and securing electrical and electronic equipment. The DIN rails attach to raised mounting bosses inside the enclosure using the supplied screws. Additional DIN rail mounting accessories are available separately.

Construction and Features
Molded from UV-resistant Polycarbonate + ABS for superior strength and durability, this enclosure features a gasket-sealed, hinged flat lid with dual latches, a stainless steel security screw and provision for a padlock. The clear lid option provides visibility of installed equipment without opening the enclosure. Knockout holes are provided on the top and bottom.

Ventilation Options
Available in non-vented or vented configurations. Vented models feature two vents with rain shields to help expel heat from inside the enclosure. Screens on the inside of the vents can be removed and cleaned as required. Non-vented models meet or exceed NEMA Type 1, 2, 4, 4X, 12, 13 and IEC 529 IP65, IP66. Vented models meet NEMA 3R, 3RX and IP24.

Cooling Fan Options
Vented models are available with a low-noise, high-airflow thermostat-controlled cooling fan to help maintain lower internal temperatures. The standard fan turns on at 100°F (38°C) and off at 79°F (26°C). An optional 85°F (30°C) thermostat turns the fan on at 85°F (30°C) and off at 59°F (15°C). The fan is wired internally, leaving both AC outlets available for installed equipment.

120VAC Power Options
Available with two pre-wired 120VAC power outlets mounted directly inside the enclosure and a 5-foot power cord for plug-and-play installation. The power cord can be removed for hardwired installation by a qualified installer.

Multiple Mounting Options
This enclosure features (4) external mounting feet which can be used for wall mounting or with our optional pole mounting kit. Mounting points are also provided inside the enclosure. These mounting points can be drilled out for applications requiring a more secure installation.

Copyright (C) 2026 Altelix LLC. All rights reserved. Altelix and the Altelix logo are Trademarks and/or Registered Trademarks of Altelix LLC.
Specifications are subject to change without notice. See www.altelix.com for most current information.

Product Photos



Altelix LLC USA: 866-660-9434 +1 561-660-9434 sales@altelix.com www.altelix.com
Copyright (C) 2026 Altelix LLC. All rights reserved. Altelix and the Altelix logo are Trademarks and/or Registered Trademarks of Altelix LLC.
Specifications are subject to change without notice. See www.altelix.com for most current information.

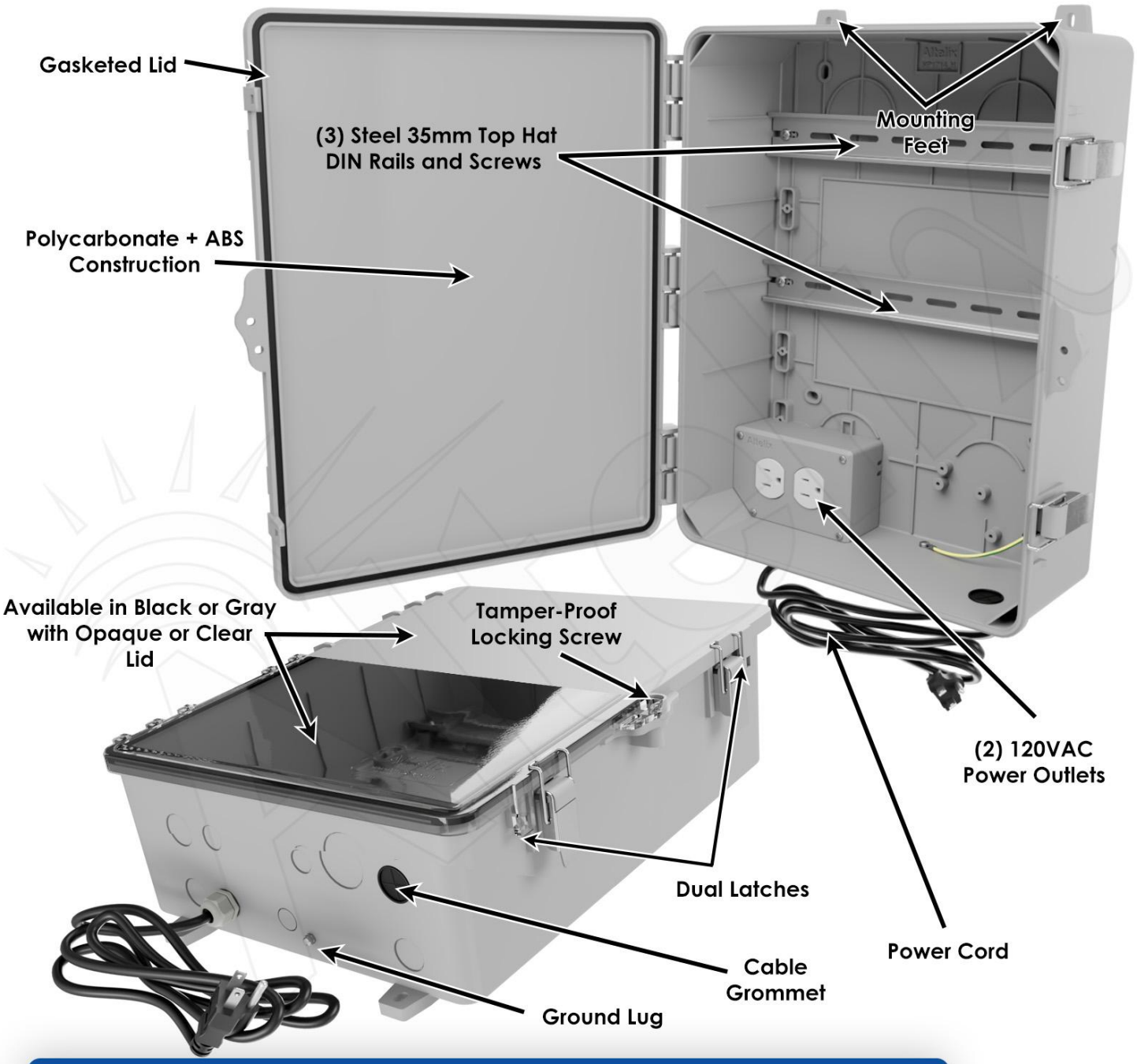

NP171405A1C-DIN - 17x14x5

Altelix LLC USA: 866-660-9434 +1 561-660-9434 sales@altelix.com www.altelix.com
Copyright (C) 2026 Altelix LLC. All rights reserved. Altelix and the Altelix logo are Trademarks and/or Registered Trademarks of Altelix LLC.
Specifications are subject to change without notice. See www.altelix.com for most current information.



NP171405VFA1C-DIN - 17X14x5

Altelix LLC USA: 866-660-9434 +1 561-660-9434 sales@altelix.com www.altelix.com
Copyright (C) 2026 Altelix LLC. All rights reserved. Altelix and the Altelix logo are Trademarks and/or Registered Trademarks of Altelix LLC.
Specifications are subject to change without notice. See www.altelix.com for most current information.

Specifications

Non-Vented Enclosures

Specifications	NP171405-DIN	NP171405A1C-DIN
Configuration	Non-Vented, No Power	Non-Vented, 120VAC Power
Material	PC+ABS Polycarbonate / ABS Blend	PC+ABS Polycarbonate / ABS Blend
Available Colors	Gray, Black	Gray, Black
Lid Options	Opaque, Clear	Opaque, Clear
Voltage	N/A	120VAC
120VAC Outlets	N/A	2
Max Load	N/A	10A @ 120VAC
Power Cord Length	N/A	5 Feet (1.5 m)
Outer Dimensions (H x W x D)	17.1 x 13.6 x 5.3 in. (435 x 347 x 135 mm)	17.1 x 13.6 x 5.3 in. (435 x 347 x 135 mm)
Inner Dimensions* (H x W x D)	14 x 9 x 4.3 in. (355 x 228 x 109 mm)	14 x 9 x 4.3 in. (355 x 228 x 109 mm)
DIN Rail Quantity	3	3
DIN Rail Length	11.0 in. (279.4 mm)	11.0 in. (279.4 mm)
DIN Rail Material	20 Gauge (0.04 in.) Steel	20 Gauge (0.04 in.) Steel
Weight	4.1 lbs. (1.9 kg)	6.2 lbs. (2.8 kg)
Ratings	Meets or Exceeds NEMA 1, 2, 4, 4X, 12, 13 IEC 529 IP65, IP66	Meets or Exceeds NEMA 1, 2, 4, 4X, 12, 13 IEC 529 IP65, IP66
Flame Rating	Meets UL94-V0	Meets UL94-V0
Industry Certifications	CE	CE
Knockout Sizes (Diameter)	(4) 0.62 in. (16 mm) (4) 1.02 in. (26 mm) (1) 1.30 in. (33 mm)	(4) 0.62 in. (16 mm) (4) 1.02 in. (26 mm) (1) 1.30 in. (33 mm)

Copyright (C) 2026 Altelix LLC. All rights reserved. Altelix and the Altelix logo are Trademarks and/or Registered Trademarks of Altelix LLC.
Specifications are subject to change without notice. See www.altelix.com for most current information.

Vented Enclosures

Specifications	NP171405V-DIN	NP171405VA1C-DIN	NP171405VFA1C-DIN	NP171405VFA1C-85-DIN
Configuration	Vented, No Power	Vented, 120VAC Power	Vented, Cooling Fan and 120VAC Power	Vented, Cooling Fan and 120VAC Power
Material	PC+ABS Polycarbonate / ABS Blend	PC+ABS Polycarbonate / ABS Blend	PC+ABS Polycarbonate / ABS Blend	PC+ABS Polycarbonate / ABS Blend
Available Colors	Gray, Black	Gray, Black	Gray, Black	Gray, Black
Lid Options	Opaque, Clear	Opaque, Clear	Opaque, Clear	Opaque, Clear
Voltage	N/A	120VAC	120VAC	120VAC
120VAC Outlets	N/A	2	2	2
Max Load	N/A	10A @ 120VAC	10A @ 120VAC	10A @ 120VAC
Cooling Fan Turn-On Temperature	N/A	N/A	100°F (38°C)	85°F (30°C)
Power Cord Length	N/A	5 Feet (1.5 m)	5 Feet (1.5 m)	5 Feet (1.5 m)
Outer Dimensions (H x W x D)	17.1 x 15.1 x 5.3 in. (435 x 384 x 135 mm)	17.1 x 15.1 x 5.3 in. (435 x 384 x 135 mm)	17.1 x 15.1 x 5.3 in. (435 x 384 x 135 mm)	17.1 x 15.1 x 5.3 in. (435 x 384 x 135 mm)
Inner Dimensions* (H x W x D)	14 x 9 x 4.3 in. (355 x 228 x 109 mm)	14 x 9 x 4.3 in. (355 x 228 x 109 mm)	14 x 9 x 4.3 in. (355 x 228 x 109 mm)	14 x 9 x 4.3 in. (355 x 228 x 109 mm)
DIN Rail Quantity	3	3	3	3
DIN Rail Length	11.0 in. (279.4 mm)	11.0 in. (279.4 mm)	11.0 in. (279.4 mm)	11.0 in. (279.4 mm)
DIN Rail Material	20 Gauge (0.04 in.) Steel	20 Gauge (0.04 in.) Steel	20 Gauge (0.04 in.) Steel	20 Gauge (0.04 in.) Steel
Weight	5.5 lbs. (2.5 kg)	6.5 lbs. (2.9 kg)	7.3 lbs. (3.3 kg)	7.3 lbs. (3.3 kg)
Ratings	Meets NEMA 3R, 3RX IP24	Meets NEMA 3R, 3RX IP24	Meets NEMA 3R, 3RX IP24	Meets NEMA 3R, 3RX IP24
Flame Rating	Meets UL94-V0	Meets UL94-V0	Meets UL94-V0	Meets UL94-V0
Industry Certifications	CE	CE	CE	CE
Knockout Sizes (Diameter)	(4) 0.62 in. (16 mm) (4) 1.02 in. (26 mm) (1) 1.30 in. (33 mm)	(4) 0.62 in. (16 mm) (4) 1.02 in. (26 mm) (1) 1.30 in. (33 mm)	(4) 0.62 in. (16 mm) (4) 1.02 in. (26 mm) (1) 1.30 in. (33 mm)	(4) 0.62 in. (16 mm) (4) 1.02 in. (26 mm) (1) 1.30 in. (33 mm)

***Interior dimensions represent maximum space available for equipment**

Copyright (C) 2026 Altelix LLC. All rights reserved. Altelix and the Altelix logo are Trademarks and/or Registered Trademarks of Altelix LLC.
Specifications are subject to change without notice. See www.altelix.com for most current information.