# NP171405

Altelix 17x14x5 Polycarbonate + ABS Weatherproof NEMA Enclosure - Optional Vents, Cooling Fan and 120VAC Power Outlets








## Features

- Non-Vented Models Meet NEMA 1, 2, 4, 4X, 12, 13 and IEC 529 IP65, IP66
- Vented Models Meet NEMA 3R, 3RX and IP24
- Weatherproof and UV Stable
- Durable Polycarbonate + ABS Construction
- RF Transparent for Wireless Devices
- Raised Mounting Bosses for Equipment Mounting Plates and DIN Rails
- Gasket-Sealed Hinged Flat Lid with Dual Latches
- Tamper-Proof Locking Screw with Key and Provision for Padlock
- Includes Wall Mounting Hardware, Cable Grommets, Zip Ties, Cable Management Loops, Grounding Plate and Ground Wire
- Knockout Holes on Top and Bottom
- Optional Vents, Cooling Fans and 120VAC Power Outlets with Power Cord

Altelix LLC USA: 866-660-9434 +1 561-660-9434 sales@altelix.com www.altelix.com
Copyright (C) 2026 Altelix LLC. All rights reserved. Altelix and the Altelix logo are Trademarks and/or Registered Trademarks of Altelix LLC.
Specifications are subject to change without notice. See www.altelix.com for most current information.

# Description

**Weatherproof Polycarbonate + ABS Construction For Extreme Durability**
The Altelix 17x14x5 PC+ABS Plastic Utility Enclosure is an industrial-grade, general-purpose weatherproof enclosure designed to protect wiring and small electronic devices in harsh environments. Available in Black or Gray with opaque or clear flat gasket-sealed lid options, as well as optional ventilation and a thermostat-controlled cooling fan, with integrated 120VAC power outlets and a power cord also available.

**Construction and Features**
Molded from UV-resistant Polycarbonate + ABS for superior strength and durability, this enclosure features a gasket-sealed, hinged flat lid with dual latches, a stainless steel security screw and provision for a padlock. The clear lid option provides visibility of installed equipment without opening the enclosure. Knockout holes are provided on the top and bottom.

**Ventilation Options**
Available in non-vented or vented configurations. Vented models feature two vents with rain shields to help expel heat from inside the enclosure. Screens on the inside of the vents can be removed and cleaned as required. Non-vented models meet or exceed NEMA Type 1, 2, 4, 4X, 12, 13 and IEC 529 IP65, IP66. Vented models meet NEMA 3R, 3RX and IP24.

**Cooling Fan Options**
Vented models are available with a low-noise, high-airflow thermostat-controlled cooling fan to help maintain lower internal temperatures. The standard fan turns on at 100°F (38°C) and off at 79°F (26°C). An optional 85°F (30°C) thermostat turns the fan on at 85°F (30°C) and off at 59°F (15°C). The fan is wired internally, leaving both AC outlets available for installed equipment.

**120VAC Power Options**
Available with two pre-wired 120VAC power outlets mounted directly inside the enclosure and a 5-foot power cord for plug-and-play installation. The power cord can be removed for hardwired installation by a qualified installer.

**RF Transparent Design**
The enclosure is ideal for WiFi applications. The non-metallic design of the enclosure will not interfere with the radio's operation. The size of this enclosure will fit a wide range of popular wireless access points on the market.

**Equipment Mounting Options**
This enclosure provides multiple ways to install equipment. Raised bosses located in the base of this enclosure can be used to mount an equipment plate. These same bosses can also be used to install Altelix's 35mm Top Hat DIN Rails (sold separately). A large flat section in the base is also provided for use with the hook-n-loop tape included with the enclosure.


Copyright (C) 2026 Altelix LLC. All rights reserved. Altelix and the Altelix logo are Trademarks and/or Registered Trademarks of Altelix LLC.
Specifications are subject to change without notice. See www.altelix.com for most current information.

## Product Photos




Altelix LLC USA: 866-660-9434 +1 561-660-9434 sales@altelix.com www.altelix.com
Copyright (C) 2026 Altelix LLC. All rights reserved. Altelix and the Altelix logo are Trademarks and/or Registered Trademarks of Altelix LLC.
Specifications are subject to change without notice. See www.altelix.com for most current information.

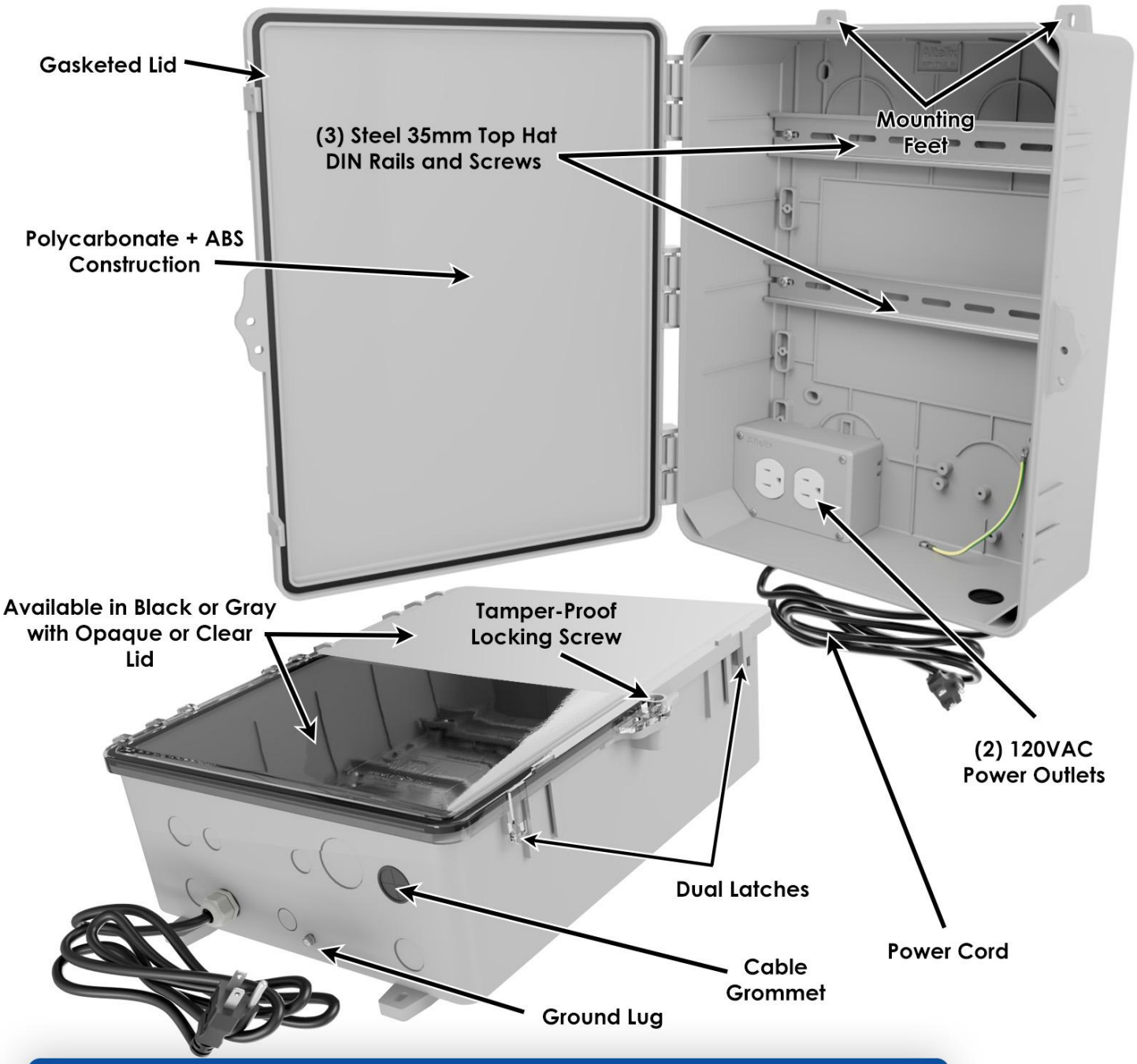


# NP171405A1C-DIN - 17x14x5

Altelix LLC USA: 866-660-9434 +1 561-660-9434 sales@altelix.com www.altelix.com
Copyright (C) 2026 Altelix LLC. All rights reserved. Altelix and the Altelix logo are Trademarks and/or Registered Trademarks of Altelix LLC.
Specifications are subject to change without notice. See www.altelix.com for most current information.

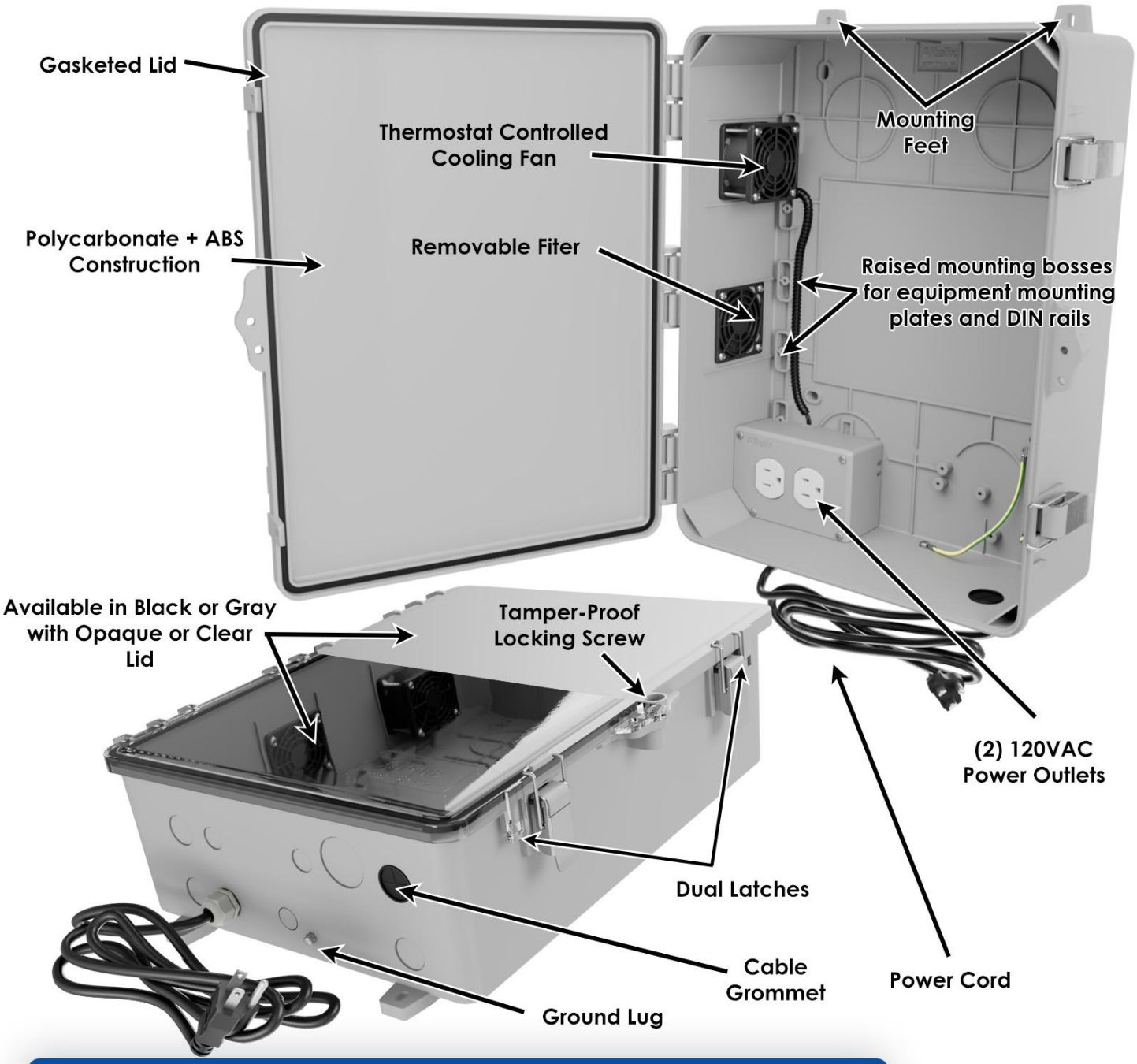


# NP171405VFA1C - 17x14x5

Altelix LLC USA: 866-660-9434 +1 561-660-9434 sales@altelix.com www.altelix.com
Copyright (C) 2026 Altelix LLC. All rights reserved. Altelix and the Altelix logo are Trademarks and/or Registered Trademarks of Altelix LLC.
Specifications are subject to change without notice. See www.altelix.com for most current information.

## Specifications

**Non-Vented Enclosures**

| Specifications | NP171405 | NP171405A1C |
|---|---|---|
| **Configuration** | Non-Vented, No Power | Non-Vented, 120VAC Power |
| **Material** | PC+ABS Polycarbonate / ABS Blend | PC+ABS Polycarbonate / ABS Blend |
| **Available Colors** | Gray, Black | Gray, Black |
| **Lid Options** | Opaque, Clear | Opaque, Clear |
| **Voltage** | N/A | 120VAC |
| **120VAC Outlets** | N/A | 2 |
| **Max Load** | N/A | 10A @ 120VAC |
| **Power Cord Length** | N/A | 5 Feet (1.5 m) |
| **Outer Dimensions (H x W x D)** | 17.1 x 13.6 x 5.3 in.<br>(435 x 347 x 135 mm) | 17.1 x 13.6 x 5.3 in.<br>(435 x 347 x 135 mm) |
| **Inner Dimensions* (H x W x D)** | 14 x 9 x 4.3 in.<br>(355 x 228 x 109 mm) | 14 x 9 x 4.3 in.<br>(355 x 228 x 109 mm) |
| **Weight** | 4.1 lbs. (1.9 kg) | 6.2 lbs. (2.8 kg) |
| **Ratings** | Meets or Exceeds NEMA 1, 2, 4, 4X, 12, 13<br>IEC 529 IP65, IP66 | Meets or Exceeds NEMA 1, 2, 4, 4X, 12, 13<br>IEC 529 IP65, IP66 |
| **Flame Rating** | Meets UL94-V0 | Meets UL94-V0 |
| **Industry Certifications** | CE | CE |
| **Knockout Sizes (Diameter)** | (4) 0.62 in. (16 mm)<br>(4) 1.02 in. (26 mm)<br>(1) 1.30 in. (33 mm) | (4) 0.62 in. (16 mm)<br>(4) 1.02 in. (26 mm)<br>(1) 1.30 in. (33 mm) |


Copyright (C) 2026 Altelix LLC. All rights reserved. Altelix and the Altelix logo are Trademarks and/or Registered Trademarks of Altelix LLC.
Specifications are subject to change without notice. See www.altelix.com for most current information.

## Vented Enclosures

| Specifications | NP171405V | NP171405VA1C | NP171405VFA1C | NP171405VFA1C-85 |
|---|---|---|---|---|
| **Configuration** | Vented, No Power | Vented, 120VAC Power | Vented, Cooling Fan and 120VAC Power | Vented, Cooling Fan and 120VAC Power |
| **Material** | PC+ABS Polycarbonate / ABS Blend | PC+ABS Polycarbonate / ABS Blend | PC+ABS Polycarbonate / ABS Blend | PC+ABS Polycarbonate / ABS Blend |
| **Available Colors** | Gray, Black | Gray, Black | Gray, Black | Gray, Black |
| **Lid Options** | Opaque, Clear | Opaque, Clear | Opaque, Clear | Opaque, Clear |
| **Voltage** | N/A | 120VAC | 120VAC | 120VAC |
| **120VAC Outlets** | N/A | 2 | 2 | 2 |
| **Max Load** | N/A | 10A @ 120VAC | 10A @ 120VAC | 10A @ 120VAC |
| **Cooling Fan Turn-On Temperature** | N/A | N/A | 100°F (38°C) | 85°F (30°C) |
| **Power Cord Length** | N/A | 5 Feet (1.5 m) | 5 Feet (1.5 m) | 5 Feet (1.5 m) |
| **Outer Dimensions (H x W x D)** | 17.1 x 15.1 x 5.3 in. (435 x 384 x 135 mm) | 17.1 x 15.1 x 5.3 in. (435 x 384 x 135 mm) | 17.1 x 15.1 x 5.3 in. (435 x 384 x 135 mm) | 17.1 x 15.1 x 5.3 in. (435 x 384 x 135 mm) |
| **Inner Dimensions* (H x W x D)** | 14 x 9 x 4.3 in. (355 x 228 x 109 mm) | 14 x 9 x 4.3 in. (355 x 228 x 109 mm) | 14 x 9 x 4.3 in. (355 x 228 x 109 mm) | 14 x 9 x 4.3 in. (355 x 228 x 109 mm) |
| **Weight** | 4.1 lbs. (1.9 kg) | 6.2 lbs. (2.8 kg) | 7.3 lbs. (3.3 kg) | 7.3 lbs. (3.3 kg) |
| **Ratings** | Meets NEMA 3R, 3RX<br>IP24 | Meets NEMA 3R, 3RX<br>IP24 | Meets NEMA 3R, 3RX<br>IP24 | Meets NEMA 3R, 3RX<br>IP24 |
| **Flame Rating** | Meets UL94-V0 | Meets UL94-V0 | Meets UL94-V0 | Meets UL94-V0 |
| **Industry Certifications** | CE | CE | CE | CE |
| **Knockout Sizes (Diameter)** | (4) 0.62 in. (16 mm)<br>(4) 1.02 in. (26 mm)<br>(1) 1.30 in. (33 mm) | (4) 0.62 in. (16 mm)<br>(4) 1.02 in. (26 mm)<br>(1) 1.30 in. (33 mm) | (4) 0.62 in. (16 mm)<br>(4) 1.02 in. (26 mm)<br>(1) 1.30 in. (33 mm) | (4) 0.62 in. (16 mm)<br>(4) 1.02 in. (26 mm)<br>(1) 1.30 in. (33 mm) |

***Interior dimensions represent maximum space available for equipment**


Copyright (C) 2026 Altelix LLC. All rights reserved. Altelix and the Altelix logo are Trademarks and/or Registered Trademarks of Altelix LLC.
Specifications are subject to change without notice. See www.altelix.com for most current information.