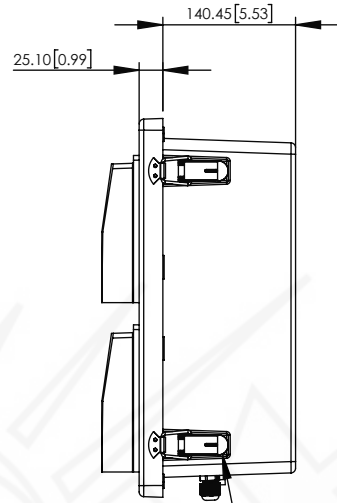
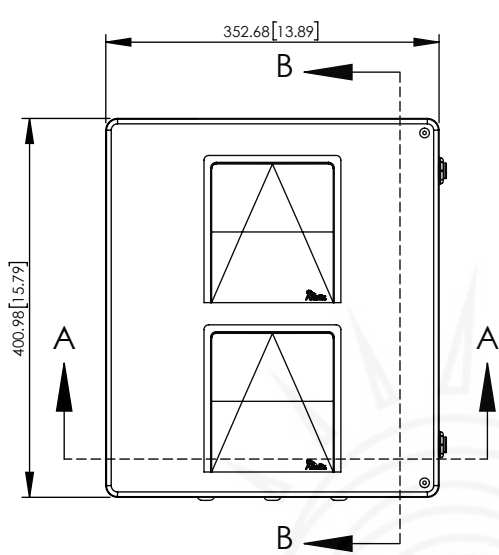
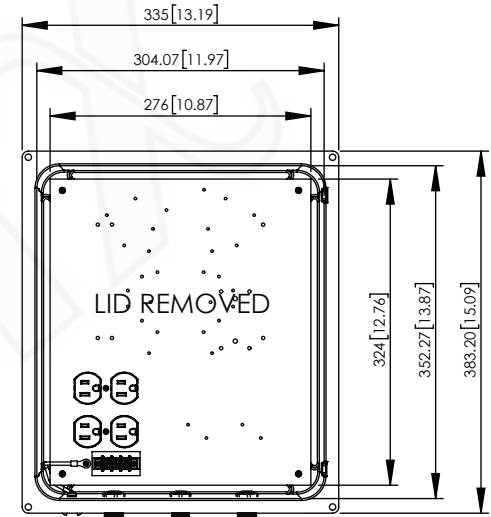
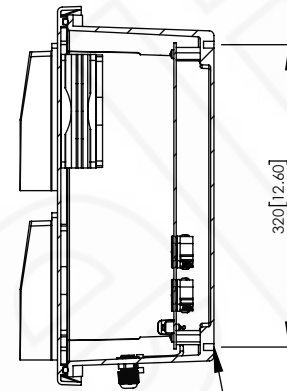


REV	DATE	DESCRIPTION
A	01/23/19	INITIAL RELEASE
B	02/25/19	UPDATED ANNOTATIONS

THE INFORMATION CONTAINED IN THIS DRAWING IS THE SOLE PROPERTY OF ALTILIX LLC. ANY REPRODUCTION IN PART OR WHOLE WITHOUT THE WRITTEN PERMISSION OF ALTILIX LLC IS PROHIBITED. ALL SPECIFICATIONS SUBJECT TO CHANGE WITHOUT NOTICE. (C) 2017 ALTILIX LLC.



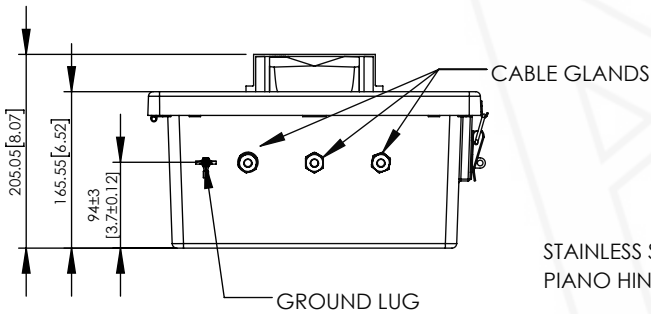
SECTION B-B



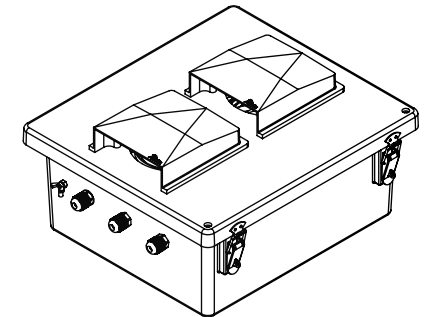
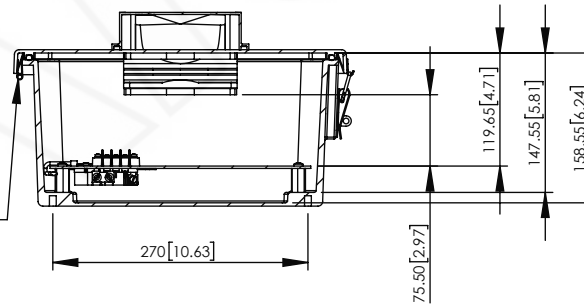
STAINLESS STEEL LATCHES
Ø5.96 [0.23] PADLOCK EYE

M5-0.8
THREADED INSERT

SECTION A-A



STAINLESS STEEL
PIANO HINGE



NO.	DESCRIPTION	MATERIAL	FINISH	QTY.
8	-	-	-	-
7	-	-	-	-
6	-	-	-	-
5	-	-	-	-
4	-	-	-	-
3	-	-	-	-
2	-	-	-	-
1	NEMA ENCLOSURE	FIBERGLASS REINFORCED POLYESTER	GELCOAT	1

UNLESS OTHERWISE SPECIFIED:
DIMENSIONS ARE IN MILLIMETERS.
DIMENSIONS IN [] ARE IN INCHES AND
ARE FOR CUSTOMER REFERENCE ONLY.

TOLERANCES FOR MILLIMETERS:
0.5-8mm ± 0.20mm
8-30mm ± 0.40mm
30-120mm ± 0.50mm

TASK	NAME	DATE
DRAWN BY	N. COLUCCI	01/23/19
CHECKED	-	-
APPROVED	-	-

Altelix
www.altelix.com

1201 Clint Moore Road
Boca Raton, FL 33487
TEL: 561-660-WIFI

PART DESCRIPTION		
14 X 12 X 6 NEMA ENCLOSURE WITH 120VAC AND FAN		
PART NUMBER	NF141206VFA1	
DRAWING NUMBER	DRW-NF141206VFA1	
SCALE:	1:8	REV: B
		SHEET 1 OF 1