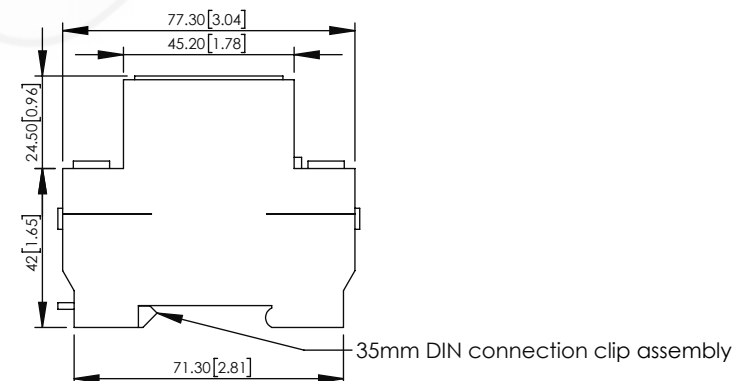
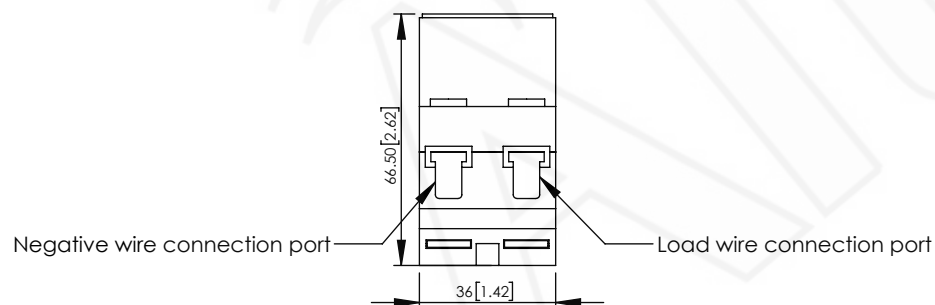
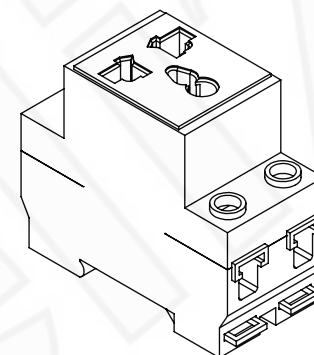
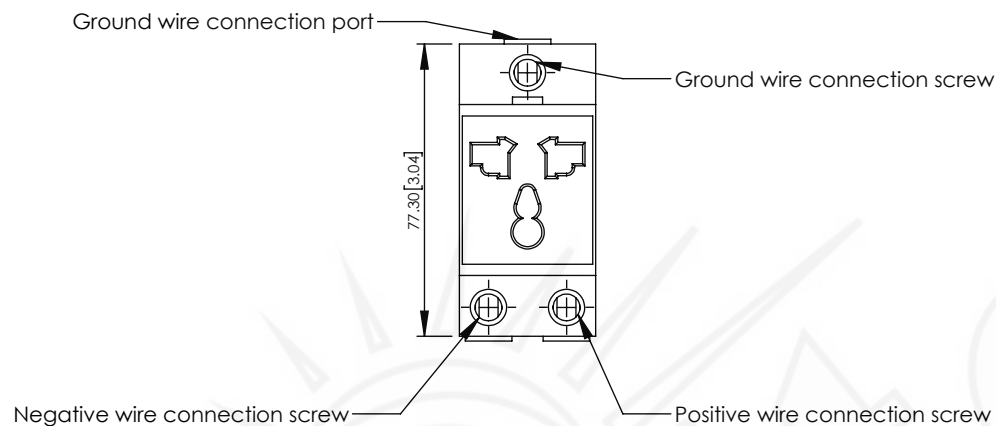


REV	DATE	DESCRIPTION
A	-	INITIAL RELEASE

THE INFORMATION CONTAINED IN THIS DRAWING IS THE SOLE PROPERTY OF ALTELIX LLC. ANY REPRODUCTION IN PART OR WHOLE WITHOUT THE WRITTEN PERMISSION OF ALTELIX LLC IS PROHIBITED. ALL SPECIFICATIONS SUBJECT TO CHANGE WIHTOUT NOTICE. (C) 2019 ALTELIX LLC.



\*All wire connections are designed for 18-2 AWG

NO.	DESCRIPTION	MATERIAL	FINISH	QTY.
8	-	-	-	-
7	-	-	-	-
6	-	-	-	-
5	-	-	-	-
4	-	-	-	-
3	-	-	-	-
2	-	-	-	-
1	-	-	-	-

UNLESS OTHERWISE SPECIFIED:  
DIMENSIONS ARE IN MILLIMETERS.  
DIMENSIONS IN [ ] ARE IN INCHES AND  
ARE FOR CUSTOMER REFERENCE ONLY.

TOLERANCES FOR MILLIMETERS:  
0.5-8mm  $\pm$  0.20mm  
8-30mm  $\pm$  0.40mm  
30-120mm  $\pm$  0.50mm

TASK	NAME	DATE
DRAWN BY	Wesley	5-11-2023
CHECKED	Nick	5-11-2023
APPROVED	Nick	5-11-2023



1201 Clint Moore Road  
Boca Raton, FL 33487  
TEL: 561-660-9434

PART DESCRIPTION

DIN Mounted Electrical Outlet

PART NUMBER NHR-3-DIN

DRAWING NUMBER DRW-NHR-3-DIN - 1

SCALE: 1/2 REV: A SHEET 1 OF 1