

Usage:

The DRHTR-50W heater is used for preventing the formation of condensation and to ensure that the temperature does not drop below a specified minimum. It must only be operated in a stationary, closed electrical enclosure. A separate thermostat (not included) can be connected in series to control the enclosure temperature.



Safety Considerations:

- **Attention:** The upper grated surface (air outlet grating) is hot following commissioning! Risk of injury!
- The surface temperature (on the barrel casing) is max. 80°C
- To achieve the necessary convection, at least 50mm of space must be maintained components above or below the device.
- A thermal safety gap of 10mm to the heater casing is necessary. At this distance, a temperature of 50°C is not exceeded.
- **Attention:** The heater must not be mounted on flammable materials (e.g. wood, plastic, etc.)
- The device must be connected to mains via an all-pole disconnecting device (with contact gap of at least 3mm in the switched-off state).
- The electrical contact protection must be ensured by proper installation (physical contact in the connection area).
- The device must not be operated in environments with aggressive atmospheres.
- The device must not be repaired.

Electrical Connection:


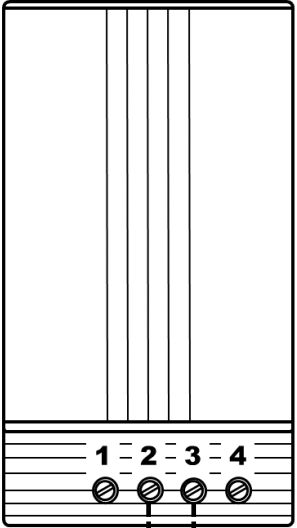
- The heater must only be installed by qualified specialist in observation of the respective national power-supply guidelines.
- Device of protection class II.
- The technical specifications on the type plate must be observed!
- Due to the characteristics of the PTC heating element, a brief, yet high, inrush current occurs (approx. 0.5 sec). For this reason, an appropriately dimensioned time-lag back-up fuse is to be used.
- The device is to be mounted vertically, i.e. with the connection terminal at the bottom.

Installation Notice:

- Snap-mounting onto 35mm DIN mounting rails according to EN 50022.
- Operating temperature range: -45°C to +70°C (-40°F to +158°F)

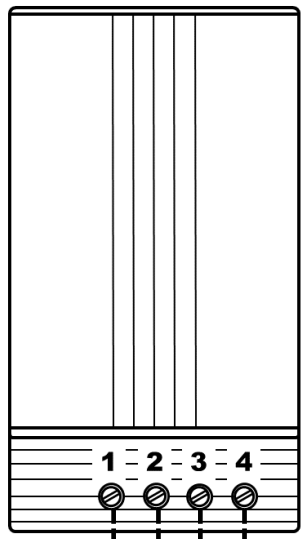
Wiring Diagram - Without Thermostat

DRHTR-50W Heater




Wiring Diagram - With Thermostat

DRHTR-50W Heater



Thermostat
(Not Included)



Got Questions?
We are here to help.
Contact us at:



sales@altelix.com



USA & Canada: 866-660-9434
International: +1 561-660-9434